

“ROOTED CALM”
Participant ID: ASDA26-51733



Design Concept Summary

The bathroom design is inspired by **Grounding / Earthing** – a meditation method by interacting with the nature, envisioning the space as a place where the body reconnects with the natural energy of the earth, restoring balance between mind and body in concrete life.

Through the use of natural stone, raw textures, earthy tones, and soft lighting, the space evokes a sense of stability, safety, and authenticity. The design particularly addresses the emotional well-being of a **multi-generational family**: older members seek calm and familiarity, adults need relief from accumulated stress, while younger generations require a moment of disconnection from digital overload.

Gentle water sounds, subtle natural scents, and the tactile sensation of bare feet on cool surfaces help soothe the nervous system and release hidden tension. Beyond its functional role, the bathroom becomes a **daily healing ritual** — a neutral emotional ground where each family member can slow down, regain inner balance with 6 senses, and quietly contribute to greater harmony within the household.

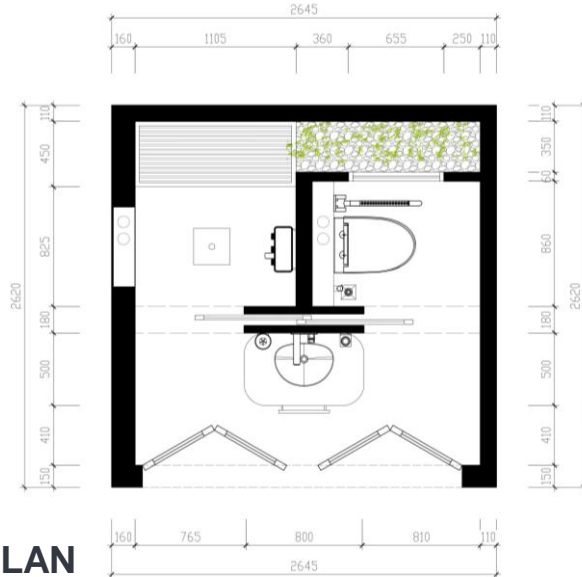


Design: Floor Plan and Elevations

The bathroom is measured at 2.6 meters by 2.6 meters, with the walls being 110mm, and the total area of 6.92 square meters.

The bathroom layout is organized with a clear yet interconnected zoning strategy, not only wet and dry zone but allowing **three areas to be used simultaneously** without interference: the washbasin area, the toilet zone, and the shower space.

FLOOR PLAN



SECTION A



SECTION B



SECTION C



SECTION D

Total Bathroom Area
in sqm (including wall
& columns)

6.9 m2

Design Visuals: Overview

The space is defined by a warm, neutral color palette dominated by off-white, natural wood tones, and earthy hues, creating a calm, grounded, and visually rich atmosphere. Wood surfaces with pronounced grain, combined with textured fabrics, ceramics, and handcrafted decorative elements, establish a contemporary Asian aesthetic—minimal yet warm, refined yet intimate. Natural light is carefully harnessed through slatted wooden shutters, producing soft, rhythmic shadow patterns that shift throughout the day.

Positioning the bathroom behind the living area is a deliberate spatial strategy: when the shutters are closed, the bathroom reads as a visually and materially solid wooden partition integrated with the living room; when opened, light and spatial depth flow through both areas.

This approach elevates the bathroom beyond a purely functional space, transforming it into a **meaningful, experiential part of the apartment**, one that contributes to the overall atmosphere rather than remaining hidden or secondary.



Design Visuals: Full Bathroom

As you step through the doorway, the bathroom unfolds as a space that is carefully structured yet emotionally inviting.

A symmetrical layout establishes calm and balance, with the washbasin placed at the center as a visual anchor connecting the functional zones beyond. The space is zoned to support simultaneous use in a multi-generational household. A separate basin area improves efficiency during peak hours, while a sliding door ensures privacy without losing connection to the living space. This layout allows daily activities to happen naturally in parallel—father showering, grandparent resting on sofa, mother washing hands, child using the toilet—each individual independent, yet still part of a shared domestic rhythm.

Greenery is introduced bringing a sense of nature deeper into the interior. The warm neutral palette—natural wood, light stone, and subtle green tones—creates a calm, grounded atmosphere. Materials are selected for their natural textures and depth, allowing light to interact gently with surfaces. Natural daylight is filtered through wooden shutters, while indirect LED cove lighting provides consistent, glare-free illumination. Together, these lighting layers enhance spatial depth, support relaxation, and ensure comfort at all times of day.



BODY



BALANCE



DETOX



PLANTS/
HERBS



Design Visuals: Shower Area

This shower space is designed as a calm, restorative retreat that supports relaxation, grounding, and daily well-being. Warm neutral tones, soft-textured surfaces, and natural materials such as wood, greenery, and pebble stone flooring create a strong connection to nature. The pebble floor gently stimulates the feet, providing a natural massage effect while improving slip resistance for safety.

The **American Standard** rainfall shower delivers a soft, even water flow that mimics natural rain, helping release muscle tension and clear the mind, while the hand shower allows flexible, personalized use. An integrated grab bar and seating bench offer stability and comfort, especially for elderly users, enabling safe seated showering. Together, these elements transform the shower into a compact wellness space that balances comfort, safety, and mental relaxation.

as:da
American Standard
Design Award 2026



MASSAGE




GROUNDING



MIND



RELAX



SLIDE 6

Design Visuals: Toilet Area

Keeping the calmness and intimacy, the toilet create a quiet sense of grounding while maintaining privacy. Subtle lighting and clean fixtures turn a functional space into a moment of pause and comfort..



as:da
American Standard
Design Award 2026

Design Visuals: Basin Area

This basin space is intentionally separated, offering a quiet and gentle moment within the overall flow of the home. Inspired by the image of a smooth pebble, the rounded basin form feels childlike, soft, and familiar—inviting touch and ease. Green stone, brown wood, and calm lighting work together to create a soothing, grounded atmosphere where daily routines feel unhurried and comforting.



LIGHT





PEACE



HARMONY



Design
Visuals:
Optional
Images/
Information



Specifications: Colors, Materials and Finishes

The stone symbol acting as a quiet metaphor for stability, balance, and slow living, this moodboard expresses a calm, grounding concept inspired by nature and everyday rituals.

This mood board evokes the atmosphere of a tropical forest, where moisture, greenery, and earth coexist in quiet harmony by earthy color palette—warm browns, soft beiges, stone grey, muted green — mixed with tactile materials as mate stone, dark wood and effect paint wall.

Together, these elements create an immersive environment filled with mist, rain, and life, transforming the interior into a restorative forest-like retreat.



smooth mated stone brings a cool, calming balance



*tactile wall finishes resemble
rainforest rain washing over
natural surfaces*







*The stone motif becomes a central
symbol, echoing stability and time*

*The tactile sensation of bare feet on pebble floor gently
stimulates a natural massage effect while improving slip
resistance for safety.*







*The palette embraces the atmosphere
of a tropical forest*





American Standard Products Specified

	Product Name	Product Image	Reason for Selection
1	Signature Wall-Hung Toilet		This toilet improves hygiene and ease of cleaning while freeing floor space for safer movement. The concealed cistern and ergonomic height support both elderly users and children, making daily use more comfortable across generations.
2	EasySET Exposed Bath & Shower Auto Temperature Mixer with Shower Kit		This mixer ensures stable water temperature, preventing sudden hot or cold shocks—an important safety feature for seniors and children. Its easy-to-use controls allow multiple family members to shower quickly and confidently.
3	EasySET 250 mm Square Brass Rain Shower Head		The wide rain shower delivers gentle, even water flow, reducing pressure on joints and creating a relaxing experience suitable for all ages. It supports the concept by mimics the rain fall while remaining efficient for daily family use.
4	Acacia Evolution Ceiling Shower Arm		Its ceiling-mounted design creates a clean, uncluttered space and allows even water distribution, enhancing comfort and accessibility for users of different heights.

American Standard Products Specified

	Product Name	Product Image	Reason for Selection
5	L Nylon grab bar(Left)		This grab bar provides strong support for elderly users, improving balance and preventing slips while maintaining a clean, non-clinical appearance.
6	90 Degree Angle Safety Grab Bar		Designed for corner support, it assists sitting and standing movements, increasing independence and safety for seniors without limiting use for others.
7,8	Acacia Evolution Soap Dish & Acacia Evolution Glass Holder		Wall-mounted accessories keep essentials within reach and off wet surfaces, improving organization and safety for all family members.
9	Chrome Concept Pillow button		The soft-touch dual flush button is easy to operate for children and elderly users, while reducing water consumption for the household.

American Standard Products Specified

	Product Name	Product Image	Reason for Selection
10	Acacia Evolution Wall-Mount Basin Mixer		Wall-mounted installation frees counter space and allows flexible height planning, supporting comfortable use for both adults and children.
11	Acacia Evolution Tissue Holder		Placed at an ergonomic height, it ensures easy access for all users, including those with limited mobility.
12	Neo Modern Vessel Wash Basin		Its smooth edges and comfortable depth reduce splashing and are safe for children, while the modern form suits shared family use.
13	DuoSTiX™ Hygiene Spray (Chrome/Glossy White)		This hygiene spray promotes personal cleanliness for all generations, especially beneficial for elderly users, caregivers, and families with young children.

Appendix

Design Story – Limit to 150 words per answer.

- What is the inspiration for your design?

*The inspiration for this design comes from the meditation method: grounding—returning the human state to its essential balance of **mind, body, and earth**. In the modern world, people are constantly pulled by speed, screens, and ego, gradually losing touch with their inner self and the quiet language of the body. This design is an intentional pause. It brings the breath of a tropical forest indoors: damp air after rain, textured surfaces that feel raw and honest, pebbles beneath bare feet, muted greens and earth tones that calm the eyes. Materials are chosen not to impress, but to soothe—to remind users of nature's slow rhythm. The space becomes a gentle act of healing, where reconnection happens naturally, and the inner self is allowed to rest, breathe, and return to stillness.*

- How does the design fulfill the need of the target users?

This multifunctional bathroom responds to the diverse needs of a multigenerational family by balancing safety, comfort, emotional calm, and everyday enjoyment. Physical safety and confidence for elders. The forest-like atmosphere offers a moment of mental release from daily pressure for adults. With children, water, texture, and natural elements turn everyday routines into a quiet exploration and sparking curiosity. At the same time, visual connections and spatial zoning maintain a sense of togetherness—family members are aware of one another, giving each person independence without isolation. The bathroom becomes more than a functional room; it is a shared environment that nurtures calm, trust, and connection, turning everyday routines into moments of care and quiet bonding.

- How does the design fulfill the design challenge?

The design responds to the ASDA 2026 challenge by rethinking how a limited bathroom footprint can support multiple users, moments, and emotions without spatial conflict. Instead of dividing by rigid walls, the space is carefully zoned through layers: basin, shower, and toilet are separated yet visually connected, allowing simultaneous use within a compact area (6-7sqm). Sliding doors, recessed storage, and wall-hung fixtures reduce visual and physical clutter, maximizing usable floor space. Each zone is defined by material shifts—pebble flooring, textured walls, soft lighting—rather than size, proving that small areas can still feel rich and immersive. By integrating multi-functional elements and flexible boundaries, the design transforms spatial constraints into an advantage, creating a bathroom that is efficient, calm, and adaptable. This approach directly addresses the challenge of limited area while elevating everyday rituals into meaningful, well-organized experiences.

- How does the choice of products contribute to the purpose of the design?

The choice of products directly strengthen the design's purpose of calm, safety, and shared yet flexible use. Wall-hung sanitary ware and concealed systems reduce visual weight, allowing the space to feel open and grounded despite its limited size. Rain showers and thermostatic mixers create a gentle, nature-inspired water experience that echoes forest rainfall, supporting relaxation and mental ease. Safety grab bars, intuitive controls, and ergonomic fittings are discreetly integrated, ensuring confidence and comfort for users of all ages without breaking the serene aesthetic. Minimal, soft-edged accessories and a vessel basin with natural proportions align with the pebble-inspired concept, strengthening the emotional connection to earth and water. Together, these products are not treated as isolated objects but as part of a cohesive system—quiet, reliable, and human-centered—helping the space function smoothly while preserving its meditative, grounding atmosphere.