



Inspiring Everyday Living


Design Entry Template





IKITA NIKKYU :
A Journal of Living Spaces
ASDA26-21873

American Standard



Design Concept Summary

IKITA NIKKYU: A Journal of Living Space

Inspired by the repetitive rhythm of daily life, this space serves as a physical journal that celebrates the beginning and end of each day.

It is not designed as an escape from the world's hustle, but as a companion that empowers its users to **grow better every day**. As a sanctuary where people unwind, the environment records every trace of their journey a private ecosystem that transcends its function as a place for cleansing.

Through **Symbiotic Regeneration**, the space actively 'lives' and evolves alongside its inhabitants, mirroring their personal growth.

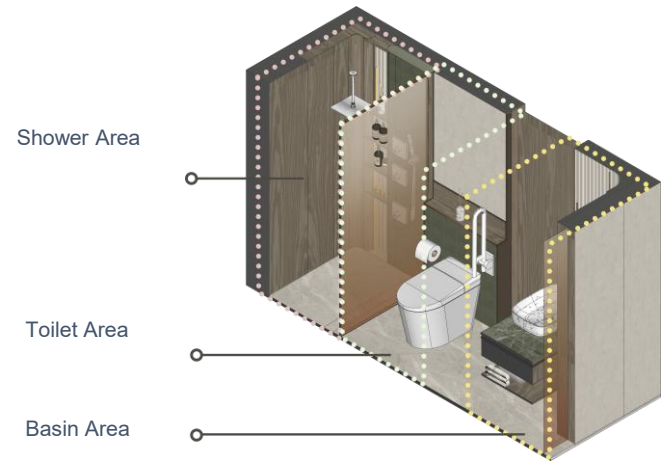
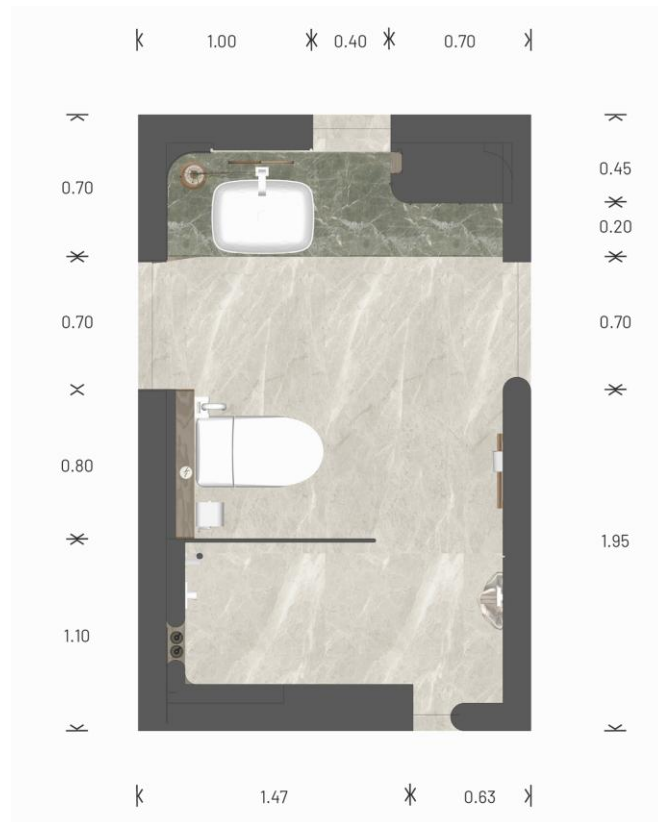
Design: Floor Plan and Elevations

The Bathroom area is designed with a linear circulation path starting from dry zone to wet zone.

Elevation in between dry and wet zones uses gentle slopes so that the elderly and children can continue to carry out activities comfortably and safely.

**Total Bathroom Area
in sqm (including wall
& columns)**

7 sqm



Design Visuals: Overview

The placement of sanitary facilities on one side is intended to facilitate user circulation and give a spacious impression due to the linear circulation.



Design Visuals: Overview

When entering the bathroom, you are immediately faced with a window that gives the impression of blurred boundaries where you can still feel the outside world. Natural light is used extensively, one example being the skylight.



Design Visuals: Full Bathroom

Use this text box for
description, if required.


Use the space on the right to
show full bathroom visuals.



Design Visuals: Shower Area

Use this text box for
description, if required.

Use the space on the right to
show shower area visuals.



Design Visuals: Toilet Area

Use this text box for
description, if required.

Use the space on the right to
show toilet area visuals.



Design Visuals: Basin Area

Use this text box for
description, if required.

Use the space on the right to
show basin area visuals.



Design
Visuals:
Optional
Images/
Information

Facilities for children should be chosen as much as possible using items that can still be used when they grow up, such as this chair that can be converted into a flower stand.







Specifications: Colors, Materials and Finishes








The materials used were chosen not only for their durability,

but also for their ability to 'respond' to life. Solid wood and marble were used as living elements that embrace the passage of time.





American Standard Products Specified

	Product Name	Product Image	Reason for Selection
1	Signature Vessel 550		This product was chosen because it offers a high level of comfort and safety for all ages.
2	Sanitary_Taps_Mixers_American Standard		The design fits perfectly with the curved bathroom theme.
3	American-Standard_Elite_Shower_Toilet-Auto-Open-Plug		Easy to use because it has an automatic flush system and temperature settings that are very useful for the elderly.
4	DuoSTiX™ Hand Shower (Chrome/Glossy White) with hose and hanger		Easy for children to hold due to its flexible design, it also has an elegant color that matches the copper color of the interior bezel.

American Standard Products Specified

	Product Name	Product Image	Reason for Selection
5	Acacia Evolution Ceiling Shower Arm		to facilitate bathing without having to hold the shower head,
6	Wall Outlet With Holder – Square (G1/2")		This wall outlet was chosen because it is very functional, as it already has a holder for the shower.
7	EasySET 250 mm Square Brass Rain Shower Head		It goes perfectly with this bathroom theme because the metal color of the product matches the copper color used as the bezel at the junction of materials.
8	EasySET for Head, Body, and Hnad Shower		Easy Set is very helpful for all the needs of users of all ages.
9	Body Shower with Concealed Body		Easy Set is very helpful for all the needs of users of all ages.

American Standard Products Specified

	Product Name	Product Image	Reason for Selection
5	Top Installation Shower Arm_Polished Warm Sunset		In addition to being useful for storing towels and other clothes, it can be used as a temporary hanger.
6	Acacia Evolution Tissue Holder		This wall outlet was chosen because it is very functional, as it already has a holder for the shower.
7	Acacia Evolution Robe Hook		used to hold towels, with an attractive design
8	90 Degree Angle Safety Grab Bar		to assist the elderly in their activities, especially when using the toilet

Appendix

Design Story – Limit to 150 words per answer.

- What is the inspiration for your design?

"My design is born from my daily rituals within the bathroom a space where I find myself deeply observing my surroundings. I've discovered a profound joy in noticing the subtle shifts: a change in the weather seen through the glass, a new scent lingering in the air, or a slight patina forming on a surface. These small differences make each day feel new. This is why I propose a space that is never truly 'finished'. It is an evolving environment designed to change alongside its inhabitants. By embracing materials and elements that react to time, the space becomes a living record of our daily existence constantly transforming, yet always familiar."

- How does the design fulfill the need of the target users?

"The design is anchored by three fundamental pillars: Independence, Comfort, and Safety. To foster independence, I integrated a multi-level shower system with three adjustable heights, allowing children to reach and use it easily as they grow. This is complemented by an ergonomic layout and tactile materials like White Oak to ensure sensory comfort and warmth throughout the space. Finally, safety is prioritized through non-slip textures and rounded edges, creating a secure environment that transforms the bathroom into a supportive companion for every family member."

- How does the design fulfill the design challenge?

"This design solves the challenge by balancing functional adaptability with emotional longevity. I addressed the multi-generational need through a 'growth-ready' layout specifically the adjustable-height shower. Furthermore, the challenge of creating a sanctuary is met through Symbiotic Regeneration, using materials that improve with age and interaction. The design fulfills the need for a space that is both durable and personally transformative."

- How does the choice of products contribute to the purpose of the design?

"The selected products are not merely functional fixtures, but essential instruments that bring the 'Living Journal' concept to life. By integrating American Standard's intuitive technology, the design elevates daily rituals into seamless experiences of growth. The choice of ergonomically designed fittings directly supports the pillar of Independence, allowing users of all ages to interact with the space effortlessly. For example, The Signature Vessel 550. Its distinctive rounded bezel eliminates sharp edges, significantly reducing the risk of injury and making it a safe, approachable element for users of all ages from children to the elderly"



Let your ideas transform
everyday routines into
meaningful experiences!

American Standard

