



HIMAYÁ:
Modern Living, Rooted in Place
ASDA26-30938

American Standard



Design Concept Summary

This interior encapsulates Filipino Modern Minimalism's essence: warmth, restraint, and human-centric design. It uses natural stone, woven materials, and light Philippine hardwood to create an atmosphere that is calm and grounded, with a connection to local landscapes and the region's craft traditions. The use of soft neutral colours enhances the light and spatial clarity but also provides comfort and familiarity within the environment. Using safe and accessible layouts, along with thoughtful details designed for the everyday use and movement of older adults, are paramount to creating a functioning and supportive environment. Filipino identity through the use of material honesty and the thoughtful use of texture and proportion provides an identity to this design without the use of ornamentation. The outcome is a contemporary space that exudes serenity, refinement, inviting and is deeply connected to the local environment.



Isometric View

Design: Floor Plan and Elevations

The bathroom is measured at 3.30 meters by 2.10 meters, with the walls being 0.15 meters, and the total size is 3.60 meters by 2.40 meters, with a total area of 7.00 square meters.



Floor Plan

Total Bathroom Area
in sqm (including wall
& columns)

7 sqm



Interior Elevation A



Interior Elevation B



Interior Elevation C



Interior Elevation D

Design
Visuals:
Overview





Design Visuals: Full Bathroom

The complete view of this bathroom is an example of how the natural texture of the elements, warmth of the neutral tones and human-centered functionality can work together to create a calming Filipino Minimalist theme. The use of honed stone, woven wood cabinetry and light-colored wood finishes give this bathroom a solid, yet welcoming feel. The use of soft lighting and glazing improves the brightness of the room while allowing privacy. Accessibility features such as grab bars, clear circulation paths, non-slip finishes and rubber rug are integrated seamlessly into the design to support the safety and comfort of everyone using the Service, especially the elderly. For those who have difficulty enjoying their experiences on cold surfaces, rubber rugs will provide warmth to the user and prevent any slipping or unnecessary movement.



Design Visuals: Shower Area

The design of the shower space creates an environment that is open, tranquil, and welcoming through the use of smart designs for both space and lighting. In keeping with this vision, an artificial skylight has been added above the shower, producing a vertical effect and providing an ambient environment of indirect light without adding to the existing heat gain associated with natural skylights. This method will prevent the space from having a closed or claustrophobic feel. A mounted shelf located adjacent to the hand-held shower allows elderly individuals, individuals with disabilities, and young children to have a safe, supportive surface on which to sit while bathing if necessary. There is adequate clear floor space and circulation designed specifically to allow for wheelchair users and to assist movement for others. As a whole, these features create a showering atmosphere that is safe, flexible, dignified, and most importantly, comfortable for everyone.



Design Visuals: Toilet Area

Equipped with grab bars to meet the needs of older adults and people who may be disabled, the toilet area maintains the warmth of an in-home setting. Selected elements are finished in marble to match the other surrounding surface finishes to provide a seamless, decorative look; this colour grouping helps to make up for the sterile, clinical look found in most accessible restroom designs; this combination of colours provides an elegant and clean space. Also, compartments that can be concealed allow for toilet brushes and additional rolls of toilet paper to remain out of sight and organized so that the space does not appear cluttered. The toilet area has sufficient clearance for wheelchair users for them to park and transfer comfortably to the toilet. The balance of the design priorities achieving accessibility requirements while creating an aesthetic that is both elegant and well thought out through the consideration of spatial layout.



Design Visuals: Basin Area

The basin area has an intuitive and calming aesthetic design with high functionality. The inclusion of push-to-open drawers will facilitate access to the basin area for all persons, including those with disabilities or limited grip strength who may have difficulty using cabinet handles. The design concept maximises the horizontal space provided by the basin area through the use of a wide countertop that can accommodate a large number of personal items and toiletries simultaneously while facilitating ease of daily access and usage for multiple people. The incorporation of a 'pocket garden' in close proximity to the basin area enhances the visual expanse of the basin area and mitigates feelings of being enclosed within the basin area, and incorporates a natural element into its design. As a result of the incorporation of natural sunlight and the light-coloured finishes used in this design; the basin area will be luminous and have a peaceful and restorative ambience that promotes comfort and ease of use and enhances one's sense of wellness.




Design Visuals: Optional Images/ Information

The layout of the bathroom provides well-defined pathways and large open space areas for people who may be older or have physical disabilities to navigate freely and safely. Users can use wheelchairs, pivot and be assisted around in the designated open spaces. Placing fixtures at strategic locations allows for ease of use. Grab bars and bench seating provide additional stability and independence. The use of slip-resistant flooring and the use of identifiable visual cues to guide users create an exceptional safe environment. By focusing on spatial clarity and accessibility, along with user comfort, the design will make it possible for many to use this facility every day, supporting not only dignity but also safety and ease of use.

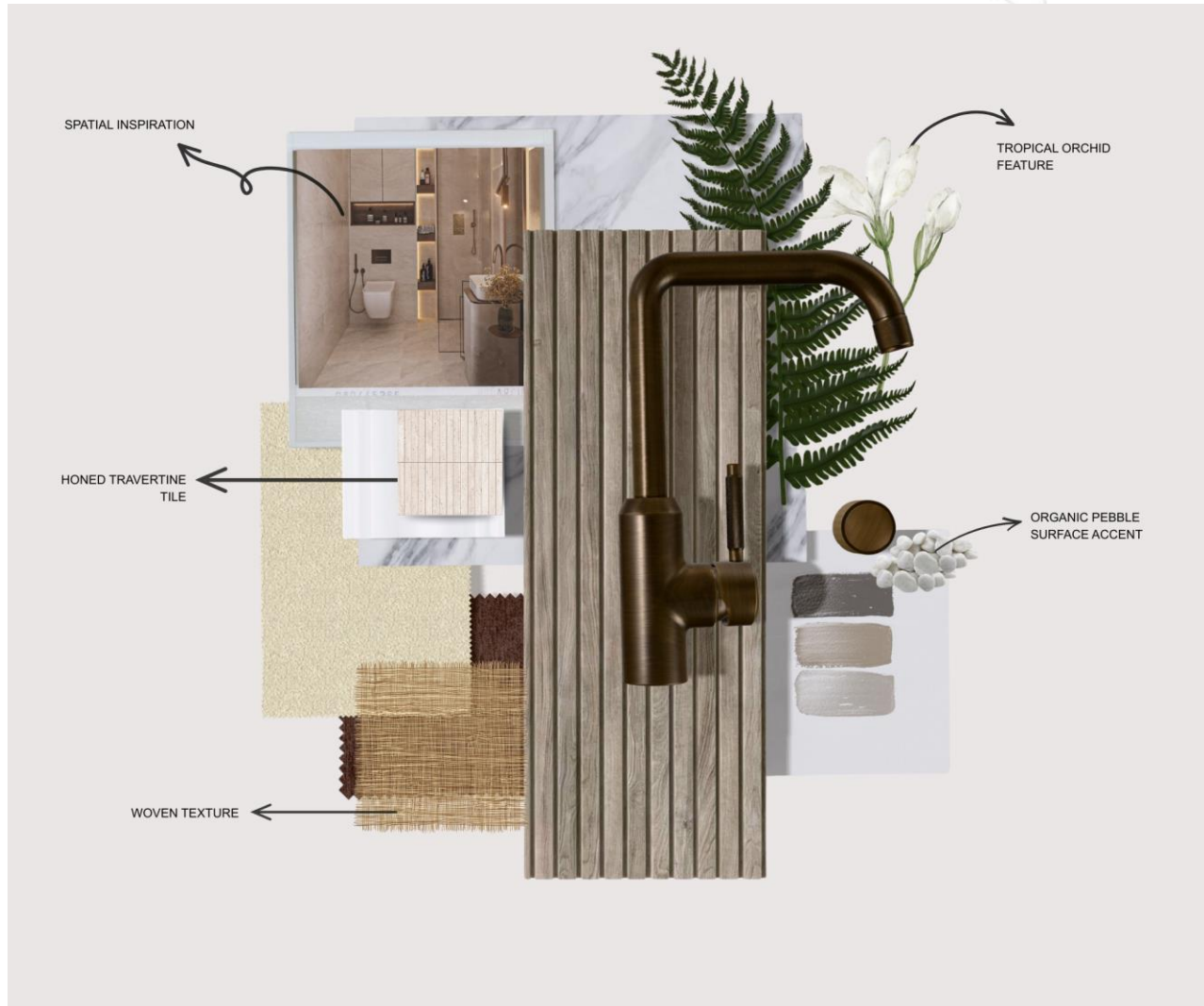


Design
Visuals:
Optional
Images/
Information









Specifications: Colors, Materials and Finishes





A Filipino-inspired modern minimalist interior is represented by this moodboard through natural materials such as warm tones and simple textures. The honed stone surfaces, woven pieces, and lightly stained wooden finishes create a warm, calm environment inspired by the surrounding land and craftspeople. Through subtle differences in light, dark, and texture, a feeling of comfort and clarity accompanies this sober residential setting that promotes everyday use.







Specifications: Colors, Materials and Finishes


Natural stone, wood, woven textures, and functional soft furnishings are the primary materials chosen for use within the design of the Filipino modern minimalist interior space. All four materials were chosen based on their ability to be functional, durable, safe, and visually simple; however, they are also representative of local sensibilities as evidenced by the warmth, texture, and understated elegance each provides to the interior space. These materials all support access, comfort for an elderly population, and the creation of a quiet, contemporary residential environment.

Material Category	Material Reference Image	Material Name	Description	Color / Tone	Finish	Why It Fits the Concept
Stone Surface		Light Beige Marble (MF – 01)	Natural marble with soft, cloudy veining and fine mineral movement, suitable for wall cladding or low-traffic flooring	Warm beige to off-white	Honed	Provides a refined, natural surface that enhances a Filipino modern minimalist interior while maintaining warmth, simplicity, and visual calm
Wall Tile		Vertical-Cut Travertine-look Ceramic Tile (MF – 02)	Linear stone tile with natural pores and vertical rhythm	Cream to light sand	Matte	Adds texture and depth without ornamentation, supporting minimalist design
Floor Tile		Large-format Beige Porcelain Tile (MF – 03)	Rectangular stone-look tile laid in staggered pattern	Warm light beige	Matte, slip-resistant	Creates visual continuity and spaciousness while remaining practical
Bathroom Rug		Non-slip Geometric Bathroom Rug (Elder-friendly) (MF – 04)	Soft woven rug with rubberized backing to prevent movement	Black and off-white	Soft textile with anti-slip base	Provides warmth and safety for elders while introducing subtle contrast and pattern
Weaving Texture		Natural Rattan (MF – 05)	Tight woven pattern used for accents or furniture surfaces	Natural straw	Natural coated	References Filipino craft traditions in a refined, contemporary way
Wood Finish		Light Oak (MF – 06)	Fine-grain wood used for cabinetry or furniture	Light warm wood tone	Matte	Balances stone surfaces and reinforces warmth typical of Filipino homes

	Product Name	Product Image	Reason for Selection
1	Acacia Evolution Smart Toilet 3.5/5L RI 305mm with Auto Seat & Cover		To provide a more convenient and hygienic toilet experience for all users. The Acacia Evolution Smart Toilet features an automatic seat and cover that reduce physical effort and contact, making it suitable and comfortable for elders, parents, and children.
2	Signature Single Hole Extended Basin M_Polished Hard Graphite		To provide ease of use and accessibility for all users. The lever-type handle allows elders and persons with disabilities to easily operate the faucet with minimal effort, while the extended form supports comfortable handwashing and everyday convenience.
3	90 Degree Angle Safety Grab Bar		To provide added safety and support for users, especially elders and persons with disabilities. The 90-degree angle safety grab bar offers stable hand support during sitting, standing, and movement, helping prevent slips and falls while enhancing overall bathroom accessibility.
4	Acacia E Tissue Holder_Matt Black		To provide a convenient and accessible tissue storage solution for all users. The Acacia E Tissue Holder is positioned for easy reach, supporting elders, parents, and children while maintaining cleanliness and minimizing unnecessary movement within the bathroom.

	Product Name	Product Image	Reason for Selection
5	Concept Square Towel Rack_Brushed Hard Graphite		To provide organized and easy access to towels for all users. The Concept Square Towel Rack allows elders, parents, and children to reach towels comfortably while keeping them off surfaces, supporting cleanliness, convenience, and a clutter-free bathroom.
6	Acacia E Concealed BnS Main Mixing_Matt Black		To provide an accessible and intuitive shower control. The lever handle is easy for elders and persons with disabilities to grip and operate, while the concealed, minimalist design keeps the space clutter-free and easy to understand.
7	DuoSTiX™ Hand Shower (Chrome/Matte Black) with hose and hanger		To make showering easier and more accessible for all users. The DuoSTiX™ hand shower can be easily held and moved around during bathing, allowing better control and comfort, especially for elders, parents, and children.
8	1.5m PVC Twist-free Flexible Hose_Matt Black		To provide a safe and convenient connection for the hand shower. The 1.5 m twist-free flexible hose allows smooth movement without tangling, making showering easier and more comfortable for elders, parents, and children.

American Standard Products Specified

	Product Name	Product Image	Reason for Selection
9	EasySet Headshower_Matt Black	 A black, rectangular, overhead showerhead with a central nozzle and a textured surface.	To provide a comfortable and easy-to-use overhead shower for all users. The EasySet headshower delivers consistent water flow with simple operation, ensuring a relaxing and accessible showering experience for elders, parents, and children.

Appendix

Design Story – Limit to 150 words per answer.

- **What is the inspiration for your design?**

The design draws inspiration from the Filipino sense of home—comfortable, stable, and firmly bound to one's surroundings and daily life. Elements within the space are derived from the natural beauty of the Philippines, the handiwork of local artisans, and the importance of comfort through the generations. As natural stone is utilised to represent the earth; woven components illustrate traditional Filipino craft; and warm wood tones provide feelings of warmth and familiarity to those who enter. Using simplicity as a guide, materials, light, and proportion determine the created space, as opposed to using decorative elements. A focus on accessibility and usability, specifically for the elderly, directed the arrangement and details of the room layout. Thus, the resultant design provides a balance of modern clarity and cultural warmth, resulting in an environment that is both serene and meaningful.

- **How does the design fulfill the need of the target users?**

This design meets the needs of its intended audience through the design's emphasis on comfort, safety, and ease of use while creating a calm, contemporary setting. With the incorporation of clear circulation patterns; accessible layouts; and supportive features such as grab bars, non-slip flooring, and push-to-open drawers this design focuses on enhancing safety for all users, especially for an elderly population. The combination of warm, natural materials and soft textures creates a nurturing, supportive environment that helps establish daily routines. Thoughtfully placed, glare-free, and intuitive lighting allows for increased visibility without the risk of injury, while user-friendly fixtures create an overall design that is easy for all ages to navigate. Ultimately, through the balance of function and elegant design, this space supports various users' independence, health and well-being, while providing a dignified living experience in an environment that has been purposefully created.

- **How does the design fulfill the design challenge?**

The design addresses the issue of creating a contemporary interior that combines elements of culture with a minimalist approach while also ensuring that users feel comfortable in the space. Space achieves simplicity by removing unnecessary visual elements and focusing on using natural materials. The use of stone finishes and weaving techniques reflects Filipino cultural identity without relying heavily on ornamentation. The layout of the space is designed to meet the user's functional requirements through the inclusion of accessibility, safety, and ease of use, especially for seniors. The careful selection of lighting, materials, and proportions throughout the design increases usability while providing a sense of calmness within the overall environment. The design solves the problem by integrating contemporary design principles with cultural influences and user-centered functionality.

- **How does the choice of products contribute to the purpose of the design?**

The product selection facilitates design functions by ensuring that the products are user-friendly, comfortable, and safe, while providing an overall clean minimalist aesthetic. All of the selected Water closets and fixtures have been chosen due to their ergonomic height, high-efficiency performance, easy maintenance, and their daily usefulness to every user. Long lever-type basin/shower controls allow for very easy operation by any user, especially elderly users or those with limited grip strength. Hand-held showers and adjustable shower heads provide maximum versatility and convenience to users. Well-integrated, non-slip accessories prevent accidents in the bathroom, and keep the bathroom looking visually tidy and organized. By selecting products that are thoughtfully designed for human use and functionality, the design has created a human-centered interior that reflects the principles of Filipino Modern-Minimalism.

Let your ideas transform
everyday routines into
meaningful experiences!

