

Home away from home

Design Entry Template

American Standard



Design Entry Template Guidelines

You will find the following slides in this Submission Template with specific titles and requirements for your submission as indicated below. Total number of your submission should not exceed 14 slides, beginning with (Slide 1: Project Name) and ends with (Slide 14: Appendix).

SLIDE 1:
Project Name

Input a concept title that reflects your idea.

SLIDE 2:
Design Concept

Describe your concept in a nutshell, keep it within 150 words.

SLIDE 3:
Design: Floorplan and Elevations

Organize your drawings to tell your story.

SLIDES 4-10:
Design: Visuals

Present your concept with your renderings.

- Slide 4: Overview
- Slide 5: Full Bathroom
- Slide 6: Shower Area
- Slide 7: Toilet Area
- Slide 8: Basin Area

SLIDE 11-12:
Specifications: Colors, Materials and Finishes

SLIDE 13:
American Standard Products Specified

List down the products that are used in your design.

SLIDE 14:
Appendix
Elaborate your design story.



Serenity Oasis

as:da

american standard design award
asia pacific 2024

Rural Serenity

ASDA24-23080



American Standard

Design Concept Summary

The concept behind this hospitality bathroom design is inspired by the experience of living in a countryside house surrounded by nature. This inspiration drives the creation of a serene and immersive environment that evokes a sense of freshness, relaxation, and calm. The design aims to make guests feel at home, even when they are away, by incorporating elements such as greenery and a warm, inviting atmosphere. These elements replicate the feeling of being in a familiar and comforting space, akin to one's own personal sanctuary.

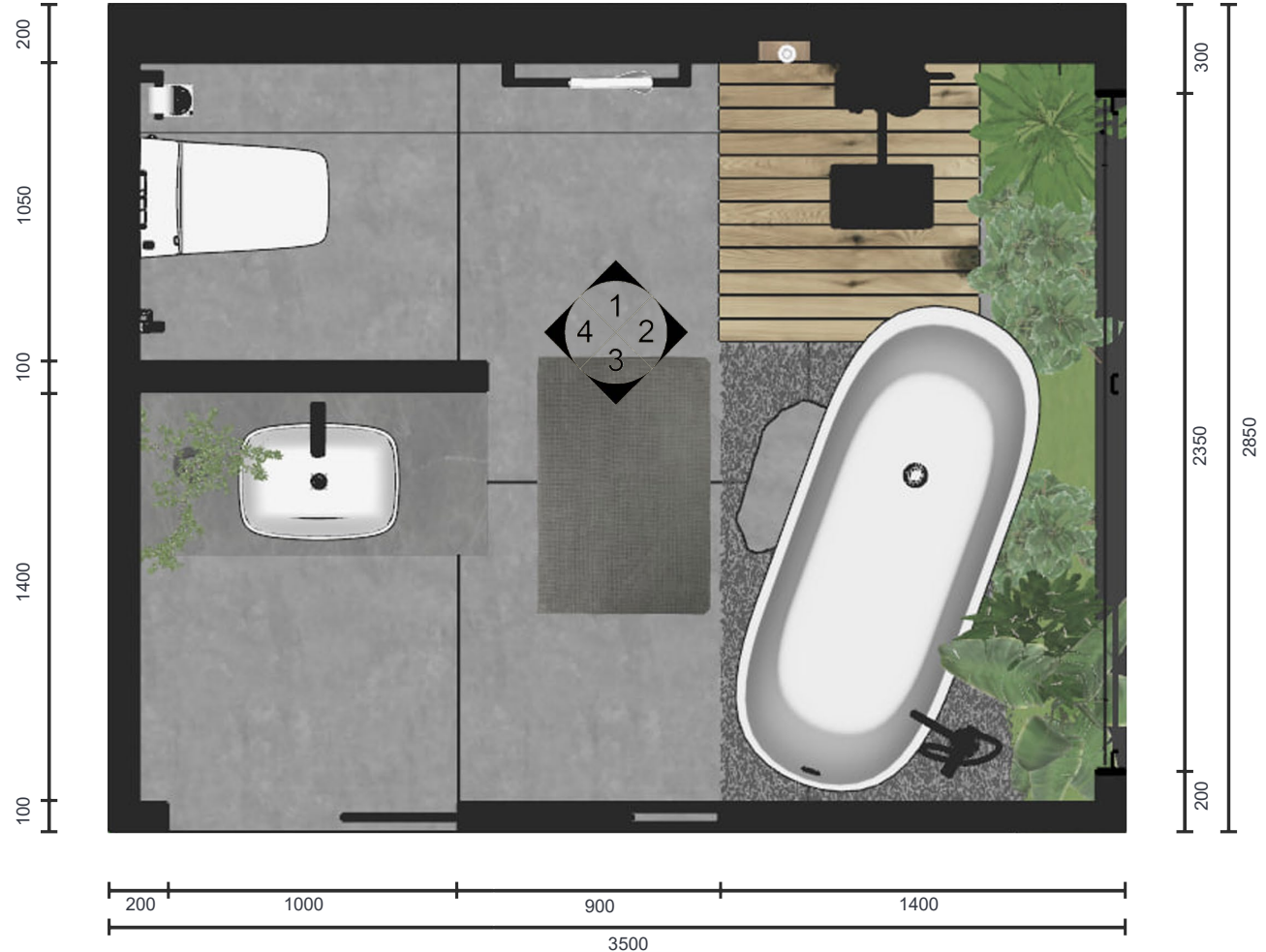


Design: Floor Plan and Elevations

The bathroom space is divided into distinct zones, namely the wet and dry areas, to ensure convenience for all users. Families will benefit from a bathroom layout that caters to the needs of both children and adults. This includes a spacious vanity area and separate bathtub and shower facilities. Couples will also find the design appealing, as it incorporates luxurious features like a rain shower. These additions provide convenience and privacy for couples using the bathroom simultaneously and the sense of comfort of resident even though they're away.

Units: Millimeter

as:da
american
standard
design
award
asia
pacific
2024



Design: Floor Plan and Elevations



Elevation 1



Elevation 3



Elevation 2



Elevation 4

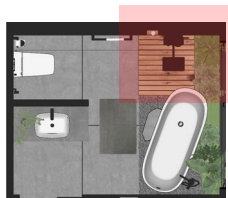
Design Visuals: Full Bathroom

The visual presentation showcases a captivating and serene view of a welcoming and relaxing bathroom.



Design Visuals: Shower Area

The shower area is designed with a wooden pallet and plants on the side to create a comforting atmosphere, evoking a sense of home for users.



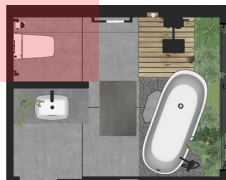
as:da
american
standard
design
award

**asia
pacific
2024**



Design Visuals: Toilet Area

The toilet's isolation from the rest of the bathroom prevents bacteria from spreading and offers users a greater degree of privacy.



as:da
american
standard
design
award

asia
pacific
2024

Design Visuals: Basin Area

Upon entering the bathroom, the first area you'll encounter is the basin area, designed for easy and convenient use. Most tasks can be accomplished here without the need to navigate through the rest of the bathroom.



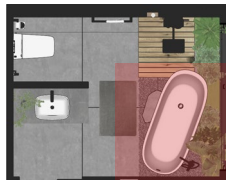
as:da
american
standard
design
award

asia
pacific
2024



Design Visuals: Optional Images/ Information

The bathtub area incorporates greenery for a soothing ambiance, while a large window allows users to enjoy the beautiful scenery and feel more relaxed.





as:da
american
standard
design
award

**asia
pacific
2024**



Specifications: Colors, Materials and Finishes



Non-slip Concrete Square Tile



Stone Tile



Gravel



Wood






Glass






Grey Marble






American Standard Products Specified

	Product Name	Product Image	Reason for Selection
1	Signature Vessel		The choice of the Signature Vessel contributes to the purpose of the design by offering a stylish and unique sink option that enhances the overall aesthetic of the bathroom, providing guests with a visually appealing and functional space for handwashing and personal care.
2	Acacia E SH SL vessel mixer_Matt Black		The choice of the Acacia E SH SL vessel mixer in Matt Black contributes to the purpose of the design by adding a modern and sophisticated touch to the bathroom, providing a functional and visually appealing option for guests to control water flow and temperature.
3	Acacia E Tissue Holder_Matt Black		The choice of the Acacia E Tissue Holder in Matt Black contributes to the purpose of the design by adding a sleek and stylish element to the bathroom, providing a convenient and accessible solution for guests to access tissues.

American Standard Products Specified

	Product Name	Product Image	Reason for Selection
5	EasySET Exposed Shower Auto Temperature		The choice of the EasySET Exposed Shower Auto Temperature contributes to the purpose of the design by offering an easy-to-use and convenient shower option that ensures guests can quickly and accurately adjust the water temperature for a comfortable bathing experience.
6	Acacia Evolution Smart Toilet 3.5/5L RI 305mm with Auto Seat & Cover		The choice of the Acacia Evolution Smart Toilet with Auto Seat & Cover contributes to the purpose of the design by providing a modern and technologically advanced toilet option that enhances comfort, convenience, and hygiene for guests.
7	DuoSTiX™ Hygiene Spray (Chrome/Matte Black)		The choice of DuoSTiX™ Hygiene Spray contributes to the purpose of the design by promoting cleanliness and hygiene in the bathroom. Its inclusion ensures that guests have access to a convenient and effective solution for maintaining personal hygiene.

American Standard Products Specified

	Product Name	Product Image	Reason for Selection
7	Acacia E Towel Rack_Matt Black		The choice of the Acacia E Towel Rack in Matt Black contributes to the design's purpose by adding a stylish and functional element to the bathroom, enhancing the overall aesthetic and providing convenient storage for towels.
8	Zenistone Floor-Standing Tub (Round)		The Zenistone Floor-Standing Tub (Round) contributes to the nature-inspired design by offering a sleek and luxurious bathing experience, durability, and visual appeal as a focal point in the bathroom.
9	Floor drain 115 x 115mm AS		It's fit well with the design and it is easy to maintain due to its durability.

Appendix

Design Story – Limit to 150 words per answer.

- What is the inspiration for your design?

The design inspiration for this hospitality bathroom is drawn from the peacefulness and beauty of living in a countryside house, enveloped by nature. The goal is to create a tranquil and immersive atmosphere that brings forth feelings of rejuvenation, tranquility, and serenity. By incorporating elements like greenery and a welcoming ambiance, the design aims to provide guests with a sense of comfort and familiarity, akin to being in their own personal sanctuary.

- How does the design fulfill the need of the target users?

By prioritizing the creation of a warm and inviting atmosphere, the design effectively meets the needs of the intended users. Families are catered to with a bathroom layout that considers the requirements of both children and adults. This includes features such as a generous vanity area and separate bathing facilities. Couples will also appreciate the inclusion of a luxurious rain shower and double vanity, which offer convenience and privacy. This provides a comfortable environment relaxation, ensuring the design accommodates the needs of all users.

- How does the design fulfill the design challenge?

The design successfully addresses the design challenge by striking a balance between aesthetics, ergonomics, hygiene, safety, and convenience. Aesthetically, the bathroom will showcase warm and soothing colors, soft lighting, and inviting elements such as plush towels and bathrobes, creating a homely and comforting ambiance. Ergonomically, the layout will be meticulously planned to optimize the utilization of space and facilitate easy movement, with fixtures that are user-friendly and accessible. Hygiene will be a top priority, achieved through the use of easy-to-clean and hygienic materials, touchless fixtures to minimize contact, and proper ventilation to ensure freshness. Safety will also be emphasized, with features like slip-resistant flooring, strategically placed grab bars, and integrated night lights to enhance guest well-being. Overall, the design effectively considers a range of factors to provide a bathroom that is both visually appealing and functionally efficient.

- How does the choice of products contribute to the purpose of the design?

The choice of American Standard products in the nature-integrated bathroom design contributes to the purpose by offering quality, reliable, and aesthetically pleasing fixtures. The company's commitment to water efficiency aligns with the theme of nature, promoting sustainability. Additionally, American Standard's range of accessibility features ensures that the bathroom accommodates the needs of all guests. By selecting these products, the design creates a cohesive and comfortable space that connects guests with nature while providing a sense of reliability, style, and environmental responsibility.

as:da

american
standard
design
award

Let your ideas
change the way we
perceive hospitality
bathroom spaces

American Standard

