

as:da

american
standard
design
award

asia
pacific
2024

“BEHIND” BLOCK

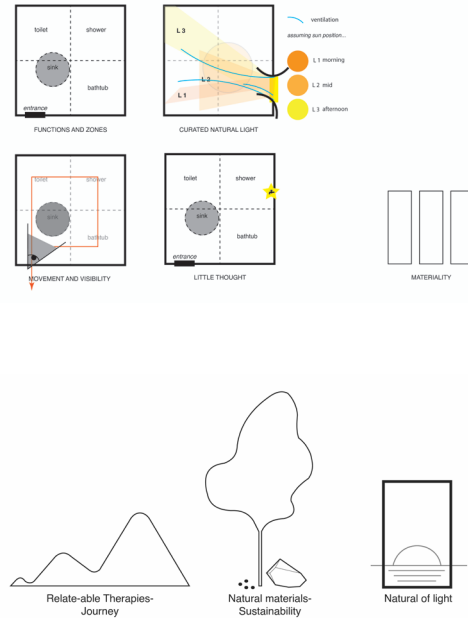
ASDA24- 13005



American Standard

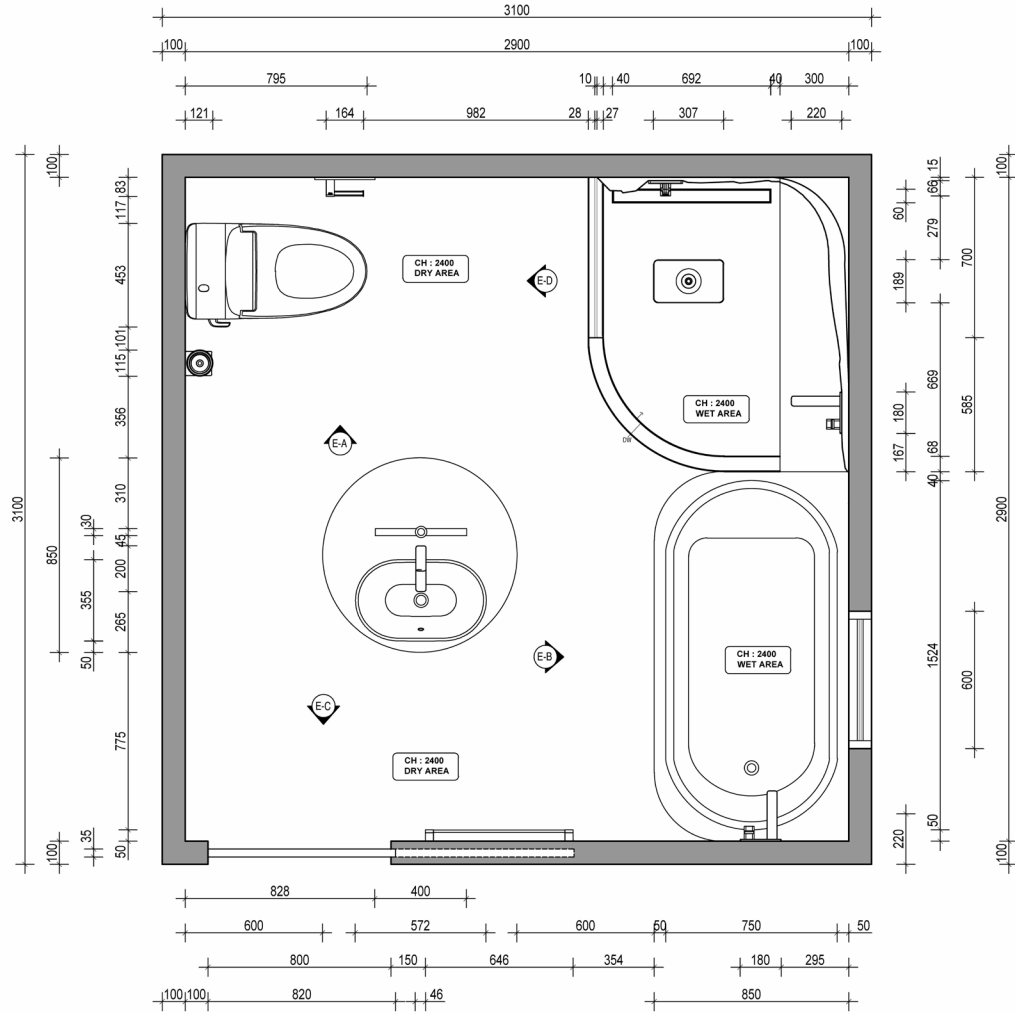
Design Concept Summary

A bathroom is defined as a modern space where people undergo their cleanliness ritual, but also a place where, when serving family groups or couples, the space allows them to spend their time together to carry out their ritual. Natural elements, including water flow, rock touch feel, hug tree bark, and warm sun exposure, inspire the designed space. Which is integrated to create an “inside out feel and experience”. Therefore, the designed bathroom aimed to improve people’s experience, functions, and ambience. The space is divided into zones according to functions and curated experience. For example, the toilet is a dry zone used in terms of materiality to minimise moisture and mould growth. Position of window to allow more natural light into the space. This has additionally enhanced the spatial ambience and reduced the humidity of the zones. Overall, the design is guided towards a high-quality and representative environment where people feel safe, healthy, clean, and cosy.



Design: Floor Plan and Elevations

Total Bathroom Floor Area (sqm) 9.61 sqm

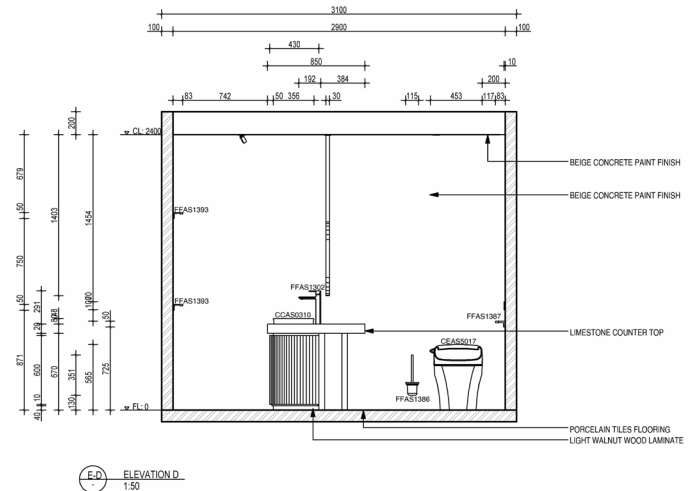
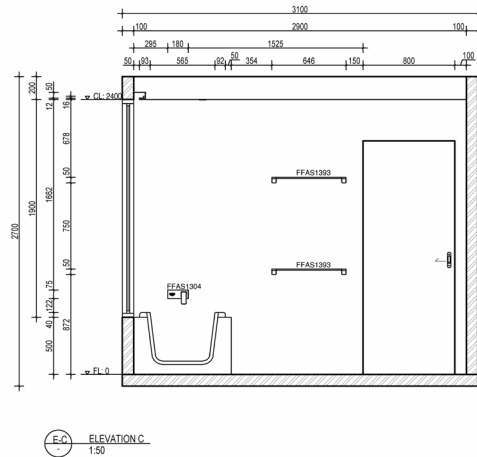
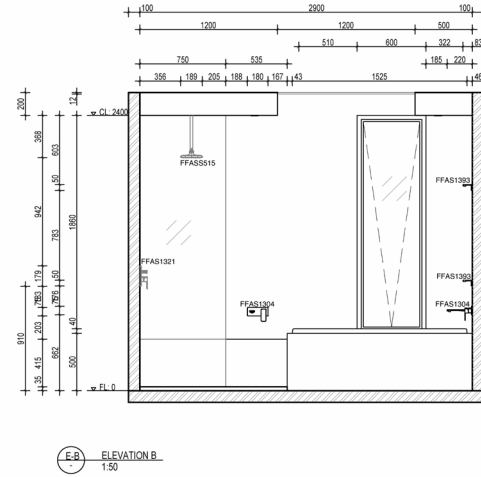
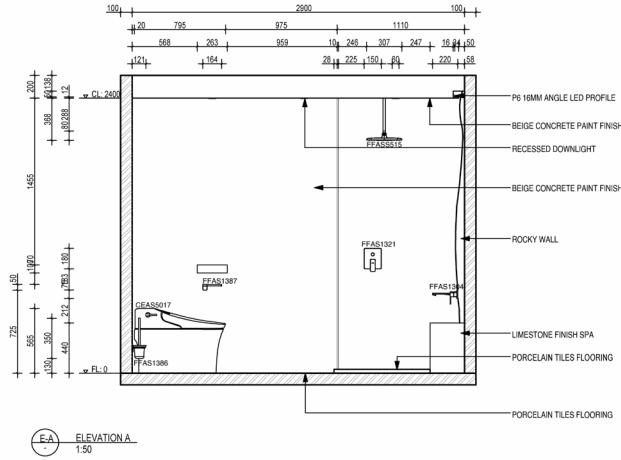


FP FLOOR PLAN
1:25

Design: Floor Plan and Elevations

Total Bathroom Floor Area (sqm)

9.61 sqm



Design Visuals: Overview

Cleanness and hygiene are part of daily rituals, but they are also actions to give people "me time" after a long day/journey. Couple and family group could also enjoy the space together. The space has been appropriately defined and could fulfil each personal comfort and opportunity to share the space (couple/family needs). The bathroom is not only about privacy but, catering to family requirements, fostering time together, and communicating. Additionally, the spatiality provided has little thought by extending functions beyond an essential bathroom.



Design Visuals: Full Bathroom

The space is defined into zones (through curvy and edges) while allowing boundless movement and visibility. It aims to serve "functionality" and "feel safe" while using the space. For instance, when visitors individually accommodate the space, the visibility of the space throughout the planning allows people to calm their minds and emotions and physically feel comfortable using the space.



Design Visuals: Shower Area

The accessibility of natural light has enhanced spatial visibility, reduced energy consumption, and created a more pleasant bathroom atmosphere. We ingeniously adjusted the angle of light towards the toilet zone to minimise moisture and mould growth. At the same time, artificial light is applied to softly embellish certain corners of the space. Spatial design is an experience of feeling safe and cosy, which simultaneously prolongs the desire and time to spend within the space to enjoy the designed space.



Design Visuals: Toilet Area

Regarding materiality, designs take into action both practical and aesthetic needs.

It allowed minimal reflection in the space and was anti-bacterial, anti-slip, and moisture control. While physically and aesthetically, they have emerged with a feel of nature and connectedness while expressing sustainability awareness.



Design Visuals: Basin Area

Creating a natural feel in a bathroom, especially in the basin area, involves incorporating elements that evoke a sense of tranquility, simplicity, and a connection back to nature. The basin area design in the bathroom's middle can provide users with a flow circulation.



Design Visuals: Optional Images/ Information

A versatile basin countertop serves as both a practical dressing table and basin area, offering users convenience and efficiency. During the day, the skylight floods the space with natural light, enhancing the functionality and ambience of the area.




Design Visuals: Optional Images/ Information

The sitting with a wall-mounted tap within the shower area is designed to allow people to enjoy a curated version of the bath ritual by adding a spa experience. People can be more focused and experience the curated ambience. While the bathtub has more views through the window.



Specifications: Colors, Materials and Finishes

- 1. Beige Concrete Paint Finish**
- Walls and Ceiling
- 2. Porcelain Tiles**
- Floors
- 3. Limestone**
- Spa, Bathtub Frame, Vanity Counter Top
- 4. Light Walnut Wood Laminate**
- Vanity and Door
- 5. Rock Stone**
- Wet Shower Wall
- 6. Interior Potted Plant**
- Dry Area
- 7. Shower Glass Panel**
- Wet Shower Area






American Standard Products Specified

Use the space on the right to:

1. Indicate the list of American Standard products used with the template on the right.

1. State the reason for selecting each product and why you believe it addresses the needs of travelers in hospitality bathroom spaces.

You may use more than one slide if required.

	Product Name	Product Image	Reason for Selection
1	Acacia Evolution Toilet Brush -FFAS1386- 908500BF0		A coordinating holder accompanies this designed brush. It provides a discreet and hygienic storage solution. The sleek and ergonomic design ensures ease of use while improving the overall visual appeal of the bathroom. It has proven to be elegant and functional to maintain tidiness, cleanliness, and hygiene in the bathroom. Additionally, the material chosen comes with anti-drip or anti-microbial features for improved cleanliness.
2	Aerozen G2 Shower Toilet -CEAS5017-0110400T0		This touchless toilet has modern features and remote technology. It brings users convenience and improves their comfort experience, including auto flush and dual nozzles, siphonmax, massage, adjustable temperature seat, deodorizer and others. The aqua ceramic used to prevent dirt and dark rings. Auto mode and others to reduce and minimize potential contact of germs. Those features make cleaning easier and more accessible to all ages and disability groups. Last but not least, this toilet has included an energy efficiency concept that ensures conservation and operation control, which matches with global sustainability action plans.
3	Studio S Countertop Basin (570mm) -CCAS0310- 1010410F0		This basin is easier to install. Other than that, the material choice gave luxury aesthetically, contemporary durability, and ease of maintenance and clean-up. Its overall shape and design features are more organic which helps to soften the bathroom edges and ambience in detailing. Its functionality provides a convenient space for washing hands and face. Its dimension and the depth of the basin can prevent water from spilling all over the countertop when the tap turns on.





American Standard Products Specified

Use the space on the right to:

1. Indicate the list of American Standard products used with the template on the right.

1. State the reason for selecting each product and why you believe it addresses the needs of travelers in hospitality bathroom spaces.

You may use more than one slide if required.

	Product Name	Product Image	Reason for Selection
4	Acacia E SH SL vessel mixer_Matt Black -FFAS1302- 101440BF0		The faucet design gives enduring brilliance and human ergonomic comfort for the user experience. It is crafted to complement the overall bathroom and the basin aesthetic: Matt-durable and black finish ensures longevity and resistance to corrosion and avoid water stains on the surface in the long term. The design is added style to the basin area. Optimally, handle performance is designed to be user-friendly and control water flow and temperature, which adds convenience to users. This also helps reduce overall water consumption and aligns with sustainable design.
5	Acacia SLM Rough-In + Trim Push Open CN -FFAS1304- 101440BF0		An Ergonomic lever handle can be adjustable which allowing users to easily control the water flow. It can be adjustable water flow angle for a comfortable and perfect splash-proof experience. Moreover, it is easy to clean and remove any of limescale, mold or dirt.
6	Acacia E Concealed BnS Mixing Valve_MB -FFAS1321- 608440BF0		It's geometric shapes and the latest technology that delivers a powerful flushing with minimum water usage. Additionally, it's handle performance is smooth for optimal precision and comfort.
7	Acacia E Tissue Holder_Matt Black -FFAS1387- 908440BF0		It has the modern design which goes along with the toilet texture and design. Moreover, It has a High Quality Zinc Die Casting Base and Pole which finished with Matt Black colour. Additionally, it has a cast brass rod which finished with Matt Black Colour.



American Standard Products Specified

Use the space on the right to:

1. Indicate the list of American Standard products used with the template on the right.

1. State the reason for selecting each product and why you believe it addresses the needs of travelers in hospitality bathroom spaces.

You may use more than one slide if required.

	Product Name	Product Image	Reason for Selection
8	Acacia E Towel Rack_Matt Black -FFAS1393- 908440BF0		It has the modern design which goes along with the toilet texture and design. Moreover, It has a High Quality Zinc Die Casting Base and Pole which finished with Matt Black colour. Additionally, it has a cast brass rod which finished with Matt Black Colour.
9	12" Head Shower for Exposed EasySET_Matt -FFASS515-000440BF0		It provides comfort, safety and eco-friendly. It is the latest addition to the auto temperature mixers which known as thermostatic mixer, the auto temperature mixer maintains the correct balance of hot and cold water based on user's preset temperature. It will react - within a fraction of a second- to any changes in the water pressure or temperature by automatically re-adjusting the ratio of hot and cold water so your water temperature stays consistent throughout the entire shower.

Appendix

Design Story – Limit to 150 words per answer.

- What is the inspiration for your design?

The bathroom design is inspired by my section of self-level feelings and experiences when I visited Los Angeles.

When I crossed the inner city to the Los Angeles countryside, I entered the luxury exterior into the interior, from interior to exterior. When I was on my way to the countryside, I felt refilled. Not only mental satisfaction but the sensation that brings me to calm my emotions and bodily and feel engaged with nature... the beauty of nature and scenery, the wind touching my skin felt refreshed; sunrise on my face, touching rocky hills.

- How does the design fulfill the need of the target users?

We thought about spatial planning, ritual routines, functions and spatial proportions to adapt them to the type of users and aesthetically appeal to the users' experience of refreshment and calm. *(could refer to conceptual diagram on concept page to better understanding)*

- How does the design fulfill the design challenge?

The design challenge covered a wide range of areas, from spatial design to the selection of materials and products to provide a user-centered experience while demonstrating a creative problem-solving context from the performance of interior architectural.

- How does the choice of products contribute to the purpose of the design?

We consider adaptability, sustainability, efficiency and aesthetics as key factors for product selection. The aim is to improve the bathroom context and future needs and to raise awareness of the environmental impact on long-term viability.

as:da

american
standard
design
award

Let your ideas
change the way we
perceive hospitality
bathroom spaces

American Standard

