

# Project Name PRIVATE SPACE FOR EMOTIONAL SECURITY

## Participant ID ASDA22-90400





## Design Concept

Towards a practical design with a streamlined, simple and aesthetic space. Reasonable size and popular materials, easy to apply to townhouse models in the process of urbanization. In addition, change the usage habits with separate bathing - cleaning - washing functions to increase convenience and frequency of use.

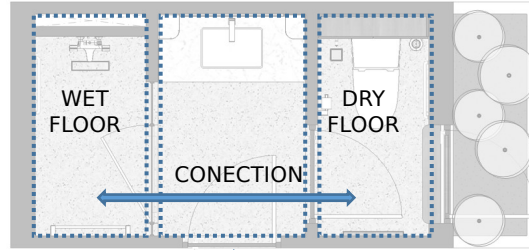
During the pandemic, people work and stick to the space at home more.

The design wants to revolutionize people thinking about the toilet space as a place where they feel relaxed, re-energized and have a sense of peace in the hustle and bustle of urban life.

# Design: Floor Plan and Elevations

- 01 Floor plan
- 02 Dimension floor plan
- 03 Section
- 04 Ceiling plan

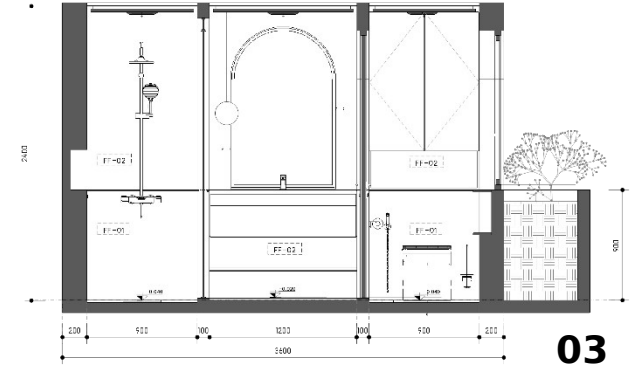
Layout arranges separate function spaces. Floor plans with lights and ceiling fans illustrate the process of natural ventilation combined with forced ventilation to keep the space dry.



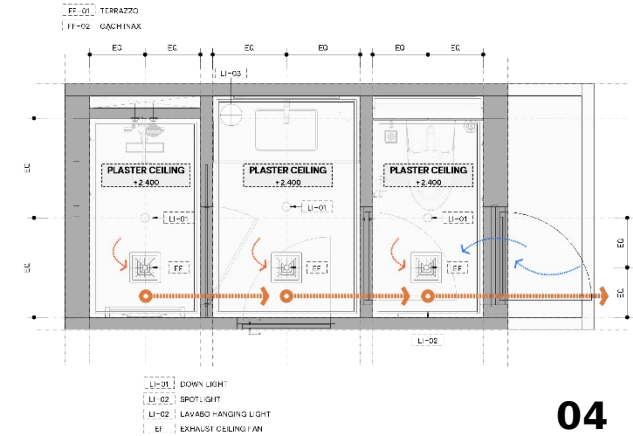
01



02



03



04

# Design Visuals: Full Bathroom

The floor plan shows the connection between the three spaces of Bathing - Washing - Sanitizing. In addition, the restroom interacts with the green space and is naturally lit and ventilated.

Perspective The section shows design utilities such as recesses, sanitary ware, handrails, etc. The materials are seamless across the spaces. And each space has its own highlight





## Design Visuals: Shower Area

The shower area is separated from the wash area by an array of striped glass. Striped glass brings 2 advantages, transparent glass makes the bathroom space feel open, not occult.

The striped part creates a new feeling, retaining a bit of privacy. Details of stylized glass walls, keeping the size of the frame like the wooden doors used to create the most unified look.

Opposite the shower is a decorative light with the words "Just Relax" to remind users to relax. Focus on each moment, letting your worries wash away with the water. The bathroom is equipped with shower equipment and handrails from American Standard, recesses for storage, ensuring comfort.






## Design Visuals: Toilet Area

The toilet area is the most frequently used area, where the user can feel comfortable, relaxed and relaxed. In order to bring that experience, the restroom is designed in contact with the green space. Arrange niches and cupboards for all ages and subjects: Safe round beveled wooden cutting boards for children, handrails for the elderly.

There is also a wooden cutting board, to keep items attached such as phones, tablets, etc. items associated with the Work From Home era.

Not only physically, to increase the spiritual experience, users can use Bluetooth speakers. The bathroom is small, but with the above factors, it will be a meaningful place to regenerate energy



## Design Visuals: Basin Area

The basin area is the space in between the shower space and the toilet space. This is a shaping space, bringing inspiration to homeowners. Combining flexible lighting options to create comfort in use. Bathroom space uses negative lavabo to avoid water overflow.

At the same time, use touch-sensitive faucets to increase modernity while saving water. Towards a trend of green living, thrift, also a civilized lifestyle



## Design Visuals: Optional Images

The image shows the dry, clean, inspiring atmosphere that the toilet brings to the user.

It can be decorated so that it is personalized and convenient for living and using habits.





# Design Visuals: Optional Images

Lavabo sets negative,  
minimizing spills and splashes of  
water on the lavabo.



# Specifications: Colors, Materials and Finishes

Using light colors, bringing a fresh feeling of relaxation to users.




Color pallette


# Specifications: Colors, Materials and Finishes

Combination of material  
properties:  
Small - big  
Smooth – rough  
Stone - wood (cold - hot)


Combination for lively space.  
Although the space is small, it  
still shows the sophistication and  
meticulousness through the  
details of the material transfer  
brace.



Inax tile




White Granite stone



Mono Terrazzo



Natural wood



Material transfer



Striped glass

# American Standard Products Specified

Use Space on the right to indicate the list of American Standard products used (Product Name and Image) in your design.



Heat sensor shower FFAS4952-601500BC0




Toilet paper holder FFAS1387-908500BF0



Toilet accessories FFAS1386-908500BF0



Toilet CCAS3232-1110410T0



Induction lavabo faucet FFAS8509-D00500BC0



Handrails HR-320460-01



**May Your Idea  
Make a Difference  
Good luck!**

