

Purposeful Design Transforming the Way We Live

Design Entry Template



“FULL LIFE”

Let your every day be filled with beautiful, cool and modern designs.

ID : ASDA22-60432



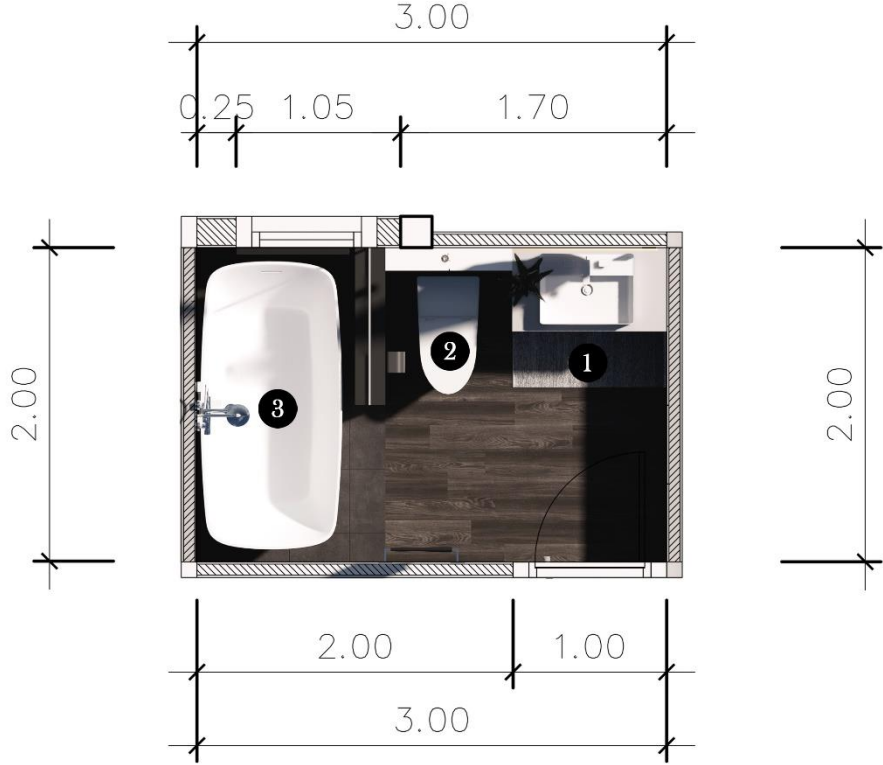


Design Concept

“FULL LIFE”

Increased urbanization has made the area of housing smaller. People turned their attention to technology. Emphasis on beauty, modernity and complete facilities. is the origin of “ Bathroom design with limited space. to make it look more open and wide without limitations” with a design that is beautiful, cool and modern, responding to the use of every gesture Like all genders and ages according to the Concept Full Life for your every day to be fulfilled. with a beautiful, cool and modern design

Design: Floor Plan and Elevations



PLAN

Area 6 Square Meter

- KEY PLAN**
- 1 WASH BASIN AREA
 - 2 TOILET AREA
 - 3 BATH AREA



**Design
Visuals:
Full
Bathroom**

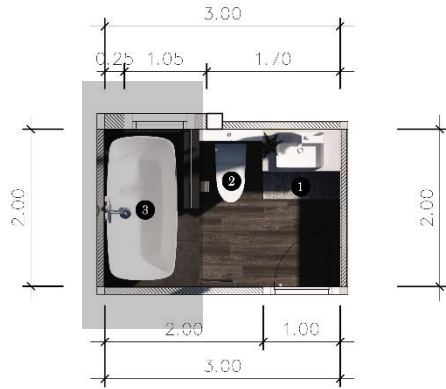


ELEVATION



Design Visuals: Shower Area

พื้นที่อาบน้ำ



KEY PLAN

- 1 WASH BASIN AREA
- 2 TOILET AREA
- 3 BATH AREA



Bath tub, white, 1.7 m long, Acacia Evolution model, floor-standing type without faucet holes.



RAIN SHOWER AMERICAN STANDARD
A-6110-978-902

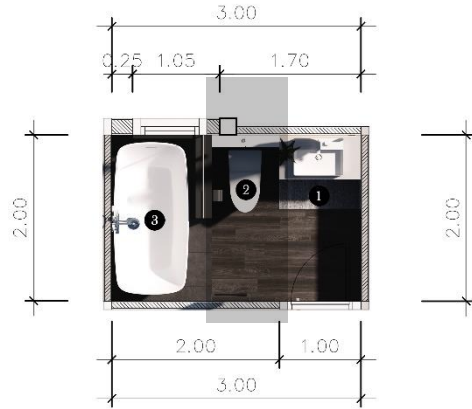


BATH AREA

A bathing area that, in addition to being an area for bathing It is also a place to relax from fatigue and can also do activities with family as well. Can bring children to soak and bathe. There is a long window that allows light to enter the bathroom well. and ventilate It consists of a white Acacia Evolution bathtub with smooth edges, sleek, modern look.

Design Visuals: Toilet Area

พื้นที่โถสุขภัณฑ์



KEY PLAN

- 1 WASH BASIN AREA
- 2 TOILET AREA
- 3 BATH AREA



One piece toilet, Studio S model, 4,8 liters

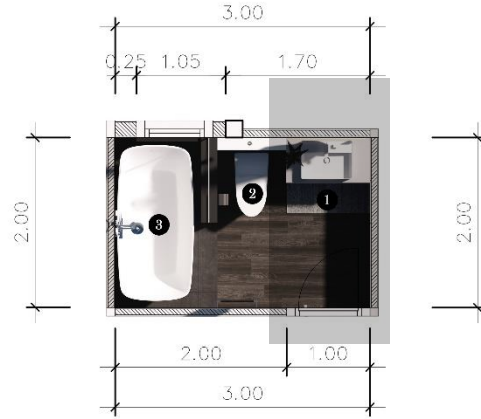


TOILET AREA

The bathroom area, in addition to being an area for business It is also a place to relax and unwind with wall-mounted shelving. Used for placing books that are used to read while doing business. and can place speakers to shoot music videos It consists of a single-piece toilet, Studio S model, 4,8 liters, which has a sleek, modern design that is easy to use, suitable for all bathroom designs.

Design Visuals: Basin Area

พื้นที่อ่างล้างมือ



KEY PLAN


- ① WASH BASIN AREA
- ② TOILET AREA
- ③ BATH AREA



Counter top washbasin, Acacia Supas series



Basin mixer tap, 3-hole faucet, Acacia Evolution model, with drain and stop valve



WASH BASIN AREA

The sink area, besides being a place for washing hands and face, is also a place to relax. And it is a space for fashion lines who are popular with beauty, luxury and coolness. There will be a shelf under the sink. and on the wall to increase the convenience of placing things And the sink area has a large semicircular mirror and the side wall is a tall mirror, making the bathroom look wider and more comfortable. The sink will consist of a counter top washbasin, the Acacia Supas League model. Looks elegant, suitable for all types of rooms.

SLIDE 7

Design Visuals: Optional Images

รูปภาพเพิ่มเติม



Design Visuals: Optional Images

รูปภาพเพิ่มเติม




Specifications: Colors, Materials and Finishes

สี วัสดุ และงานเคลือบผิว



Glam bronze Marble lab



Handmade Cement



Wal vinyl sticker matt black



Wood




Mirror

WALL

MATERIAL

Specifications: Colors, Materials and Finishes

สี วัสดุ และงานเคลือบผิว



Handmade Cement



FLOOR



Laminate (Wood)

MATERIAL

ชื่อผลิตภัณฑ์	รุ่น / โมเดล
Bath tub, white, 1.7 m long, Acacia Evolution model, floor-standing type without faucet holes.	B67190-6DACTNH; TI-BTAS6719-032ASX
RAIN SHOWER AMERICAN STANDARD	A-6110-978-902
One piece toilet, Studio S model, 4.8 liters	CCAS3232-1110410T0; TI-3232-WT-0
Counter top washbasin, Acacia Supas series	CCASF420-1010411F0; WP-F420-WT
Basin mixer tap, 3-hole faucet, Acacia Evolution model, with drain and stop valve	F11303-CHACT100; A-1303-130

**May Your Idea
Make a Difference
Good luck!**

